

Institution: Texas A & M University-Corpus Christi (224147) User ID: P2241472

Completions Overview

Welcome to the IPEDS Completions survey component. The Completions component is one of several IPEDS components that is conducted during the Fall data collection period. It collects the number of degrees and certificates awarded by field of study, level of award, race/ethnicity, and gender. The reporting period for the Completions component is during the 12-month time period beginning July 1 of the previous calendar year and ending June 30 of the current calendar year; therefore, for this year's Completions component, the reporting period is between July 1, 2015 and June 30, 2016. The Completions component is also collecting the number of students (e.g., completers) who earned awards between July 1, 2015 and June 30, 2016.

Completions Common Errors

Some common completions component errors include the following:

- Including award levels on your current year Completions that were not reported on your previous year's (PY) Institutional Characteristics (IC). [Award levels in the PY IC component cannot be changed; therefore, contact the IPEDS Help Desk at 1-877-225-2568 if you need assistance.]
- Forgetting to select CIP codes for new programs of study that are offered by the institution, but do not have completions for the reporting period.
- Forgetting to enter in zero in at least one of the cells for CIP codes that do not have completions.

Recent Changes

- The following question on **distance education** has been added to the bottom of each individual "CIP Data" screen:
"Is this program offered as a distance education program?"
- The following two screens, which collect data specifically on students were added to this component, beginning in the 2013-14 survey year:
 - **"All Completers"** - Collects the number of students who earned an award between July 1, 2015 and June 30, 2016 by gender and race/ethnicity. (The intent of this screen is to collect an **unduplicated count** of total numbers of completers.)
 - **"Completers by Level"** - Collects the number of students who earned an award between July 1, 2015 and June 30, 2016 by award level and 1) by gender; 2) by race/ethnicity; and 3) by age.
- The definition for Post-baccalaureate Certificate has changed slightly for the 2016-17 collection. The new definition is as follows: **An award that requires completion of an organized program of study beyond the bachelor's. It is designed for persons who have completed a baccalaureate degree, but does not meet the requirements of a master's degree.**

NOTE: Even though Teacher Preparation certificate programs may require a bachelor's degree for admission, they are considered sub-baccalaureate undergraduate programs, and students in these programs are undergraduate students.

General Information

CIP Codes:

The [CIP 2010 Website](#) includes a list of new CIP codes, a list of deleted CIP codes, a list of moved CIP Codes, and an online crosswalk of the 2000 CIP and 2010 CIP.

The Resources Page of the CIP 2010 website contains many valuable resources including:

- CIP 2010 Manual and copies of previous editions of the CIP Manual
- Crosswalk between the 2000 CIP codes and the 2010 CIP codes in Excel format

Keep in mind that some information provided by institutions on the Completions component appear in the [College Navigator](#), which is a major tool used by consumers searching for information about postsecondary education. It is therefore vitally important that you include accurate information about your institution.

Survey materials can be downloaded using the following link: [Survey Materials](#).

The prior year revision system can be accessed using the following link: [Prior Year Revision System](#)

Completions CIP Data

CIPCODE	Award Level	Major	Gender	Non Resident Alien	Hispanic / Latino	American Indian or Alaska Native	Asian	Black or African American	Native Hawaiian or Other Pacific Islander	White	Two or more Races	Race/ ethnicity unknown	Total	distance education program
01.0303 Aquaculture	7 - Master's degree	1	Men	1	0	0	0	1	0	2	0	0	4	
			Women	0	2	0	0	0	0	1	0	0	3	
			Total	1	2	0	0	1	0	3	0	0	7	No
03.0104 Environmental Science	5 - Bachelor's degree	1	Men	0	3	0	0	0	0	5	1	0	9	
			Women	0	6	0	0	0	0	11	0	0	17	
			Total	0	9	0	0	0	0	16	1	0	26	No
03.0104 Environmental Science	7 - Master's degree	1	Men	0	0	0	0	0	0	3	0	0	3	
			Women	1	3	0	0	0	0	4	1	0	9	
			Total	1	3	0	0	0	0	7	1	0	12	No
03.0104 Environmental Science	17 - Doctor's degree - research / scholarship	1	Men	0	0	0	0	0	0	1	0	0	1	
			Women	0	0	0	0	0	0	2	0	0	2	
			Total	0	0	0	0	0	0	3	0	0	3	No
09.0100 Communication, General	5 - Bachelor's degree	1	Men	0	7	0	0	2	0	16	0	2	27	
			Women	1	26	0	1	6	0	11	1	2	48	
			Total	1	33	0	1	8	0	27	1	4	75	No
09.0100 Communication, General	7 - Master's degree	1	Men	0	1	0	0	0	0	0	0	0	1	
			Women	2	1	0	1	0	0	3	0	0	7	
			Total	2	2	0	1	0	0	3	0	0	8	No
11.0101 Computer and Information Sciences, General	5 - Bachelor's degree	1	Men	1	15	2	1	1	0	13	0	1	34	
			Women	0	2	0	0	0	0	3	0	0	5	
			Total	1	17	2	1	1	0	16	0	1	39	No
11.0101 Computer and Information Sciences, General	7 - Master's degree	1	Men	27	1	0	0	0	0	1	0	0	29	
			Women	18	0	0	0	0	0	0	0	0	18	
			Total	45	1	0	0	0	0	1	0	0	47	No
13.0301 Curriculum and Instruction	7 - Master's degree	1	Men	0	0	0	0	0	0	1	0	0	1	
			Women	1	6	0	0	0	0	5	0	0	12	
			Total	1	6	0	0	0	0	6	0	0	13	No
13.0301 Curriculum and Instruction	17 - Doctor's degree - research / scholarship	1	Men	0	0	0	0	0	0	0	0	0	0	
			Women	0	1	0	0	0	0	2	0	2	5	
			Total	0	1	0	0	0	0	2	0	2	5	No
13.0401 Educational Leadership and Administration, General	7 - Master's degree	1	Men	0	1	0	0	0	0	3	0	0	4	
			Women	0	4	0	0	3	0	5	0	0	12	
			Total	0	5	0	0	3	0	8	0	0	16	No
13.0401 Educational Leadership and Administration, General	17 - Doctor's degree - research / scholarship	1	Men	0	1	0	0	0	0	1	0	0	2	
			Women	0	2	0	0	1	0	3	0	0	6	
			Total	0	3	0	0	1	0	4	0	0	8	No
13.0501 Educational/Instructional Technology	7 - Master's degree	1	Men	0	0	0	0	0	0	1	0	0	1	
			Women	0	5	0	0	0	0	4	0	0	9	
			Total	0	5	0	0	0	0	5	0	0	10	Yes
13.1001		1	Men	1	1	0	0	2	0	3	0	0	7	

CIPCODE	Award Level	Major	Gender	Non Resident Alien	Hispanic / Latino	American Indian or Alaska Native	Asian	Black or African American	Native Hawaiian or Other Pacific Islander	White	Two or more Races	Race/ ethnicity unknown	Total	distance education program
Special Education and Teaching, General	7 - Master's degree		Women	1	1	0	0	2	0	3	0	0	7	
			Total	2	2	0	0	4	0	6	0	0	14	No
13.1101 Counselor Education/School Counseling and Guidance Services	7 - Master's degree	1	Men	1	4	0	0	0	0	2	0	1	8	
			Women	1	20	0	0	2	0	16	0	0	39	
			Total	2	24	0	0	2	0	18	0	1	47	No
13.1101 Counselor Education/School Counseling and Guidance Services	17 - Doctor's degree - research / scholarship	1	Men	0	2	0	0	1	0	2	0	0	5	
			Women	2	2	1	0	1	0	0	0	0	6	
			Total	2	4	1	0	2	0	2	0	0	11	No
13.1202 Elementary Education and Teaching	7 - Master's degree	1	Men	0	0	0	0	0	0	6	0	0	6	
			Women	0	0	0	0	0	0	6	0	0	6	
			Total	0	0	0	0	0	0	12	0	0	12	No
13.1205 Secondary Education and Teaching	7 - Master's degree	1	Men	0	0	0	0	0	0	1	0	0	1	
			Women	0	0	0	0	0	0	1	0	0	1	
			Total	0	0	0	0	0	0	2	0	0	2	No
13.1210 Early Childhood Education and Teaching	7 - Master's degree	1	Men	0	0	0	0	0	0	0	0	0	0	
			Women	0	0	0	0	0	0	0	0	0	0	
			Total	0	0	0	0	0	0	0	0	0	0	No
13.1315 Reading Teacher Education	7 - Master's degree	1	Men	0	0	0	0	0	0	0	0	0	0	
			Women	0	4	0	0	0	0	5	0	0	9	
			Total	0	4	0	0	0	0	5	0	0	9	No
14.1001 Electrical and Electronics Engineerin	5 - Bachelor's degree	1	Men	0	0	0	0	0	0	0	0	0	0	
			Women	0	0	0	0	0	0	0	0	0	0	
			Total	0	0	0	0	0	0	0	0	0	0	No
14.1901 Mechanical Engineering	5 - Bachelor's degree	1	Men	3	10	0	0	2	0	19	1	0	35	
			Women	1	1	0	1	0	0	4	0	0	7	
			Total	4	11	0	1	2	0	23	1	0	42	No
14.3801 Surveying Engineering	7 - Master's degree	1	Men	1	2	0	0	0	0	0	0	0	3	
			Women	0	0	0	0	0	0	1	0	0	1	
			Total	1	2	0	0	0	0	1	0	0	4	Yes
15.0303 Electrical, Electronic and Communications Engineering Technology/Technician	5 - Bachelor's degree	1	Men	0	0	0	0	0	0	1	0	0	1	
			Women	0	0	0	0	0	0	0	0	0	0	
			Total	0	0	0	0	0	0	1	0	0	1	No
15.0805 Mechanical Engineering/Mechanical Technology/Technician	5 - Bachelor's degree	1	Men	0	0	0	0	0	0	0	0	0	0	
			Women	0	0	0	0	0	0	0	0	0	0	
			Total	0	0	0	0	0	0	0	0	0	0	No
15.1102 Surveying Technology/Surveying	5 - Bachelor's degree	1	Men	0	3	0	0	0	0	10	0	0	13	
			Women	0	2	0	0	0	0	1	0	0	3	
			Total	0	5	0	0	0	0	11	0	0	16	Yes
16.0905 Spanish Language and Literature	5 - Bachelor's degree	1	Men	0	5	0	0	0	0	0	0	0	5	
			Women	1	7	0	0	0	0	1	0	0	9	
			Total	1	12	0	0	0	0	1	0	0	14	No

CIPCODE	Award Level	Major	Gender	Non Resident Alien	Hispanic / Latino	American Indian or Alaska Native	Asian	Black or African American	Native Hawaiian or Other Pacific Islander	White	Two or more Races	Race/ ethnicity unknown	Total	distance education program
Atmospheric Sciences and Meteorology, General			Total	0	0	0	0	0	0	0	0	0	0	No
40.0501 Chemistry, General	5 - Bachelor's degree	1	Men	1	5	0	0	0	0	0	2	0	8	
			Women	1	4	0	0	0	0	1	0	0	6	
			Total	2	9	0	0	0	0	1	2	0	14	No
40.0601 Geology/Earth Science, General	5 - Bachelor's degree	1	Men	0	3	0	0	0	0	5	0	0	8	
			Women	1	1	0	0	0	5	0	0	7		
			Total	1	4	0	0	0	10	0	0	15	No	
40.0801 Physics, General	5 - Bachelor's degree	1	Men	0	0	0	0	0	0	0	0	0	0	
			Women	0	0	0	0	0	0	0	0	0	0	
			Total	0	0	0	0	0	0	0	0	0	0	No
42.0101 Psychology, General	5 - Bachelor's degree	1	Men	0	6	0	1	3	0	8	0	0	18	
			Women	0	42	0	0	6	0	41	2	3	94	
			Total	0	48	0	1	9	0	49	2	3	112	No
42.0101 Psychology, General	7 - Master's degree	1	Men	0	1	1	0	0	0	1	0	0	3	
			Women	0	1	0	0	0	3	0	1	5		
			Total	0	2	1	0	0	4	0	1	8	No	
43.0104 Criminal Justice/Safety Studies	5 - Bachelor's degree	1	Men	0	16	0	0	0	0	16	1	1	34	
			Women	1	25	0	0	2	0	12	0	0	40	
			Total	1	41	0	0	2	0	28	1	1	74	No
44.0401 Public Administration	7 - Master's degree	1	Men	1	0	0	0	1	0	5	0	0	7	
			Women	4	5	0	1	0	3	0	0	13		
			Total	5	5	0	1	1	0	8	0	0	20	No
45.0601 Economics, General	5 - Bachelor's degree	1	Men	0	0	0	0	0	0	2	0	0	2	
			Women	0	1	0	0	0	0	0	0	1		
			Total	0	1	0	0	0	0	2	0	0	3	No
45.1001 Political Science and Government, General	5 - Bachelor's degree	1	Men	0	1	0	0	0	0	5	0	0	6	
			Women	0	5	0	0	0	4	0	0	9		
			Total	0	6	0	0	0	9	0	0	15	No	
45.1101 Sociology	5 - Bachelor's degree	1	Men	0	0	0	0	0	0	1	0	0	1	
			Women	0	3	0	0	2	0	5	0	0	10	
			Total	0	3	0	0	2	0	6	0	0	11	No
50.0409 Graphic Design	5 - Bachelor's degree	1	Men	0	0	0	0	0	0	0	0	0	0	
			Women	0	0	0	0	0	0	0	0	0	0	
			Total	0	0	0	0	0	0	0	0	0	0	No
50.0501 Drama and Dramatics/Theatre Arts, General	5 - Bachelor's degree	1	Men	0	7	0	0	0	0	11	0	0	18	
			Women	0	5	0	0	2	0	7	0	0	14	
			Total	0	12	0	0	2	0	18	0	0	32	No
50.0701 Art/Art Studies, General	5 - Bachelor's degree	1	Men	0	3	0	3	0	0	2	1	0	9	
			Women	1	4	0	2	0	0	13	0	0	20	
			Total	1	7	0	5	0	0	15	1	0	29	No
50.0702 Fine/Studio Arts, General	7 - Master's degree	1	Men	0	0	0	0	0	0	3	0	0	3	
			Women	0	0	0	0	0	1	0	0	1		
			Total	0	0	0	0	0	4	0	0	4	No	

CIPCODE	Award Level	Major	Gender	Non Resident Alien	Hispanic / Latino	American Indian or Alaska Native	Asian	Black or African American	Native Hawaiian or Other Pacific Islander	White	Two or more Races	Race/ ethnicity unknown	Total	distance education program	
50.0901 Music, General	5 - Bachelor's degree	1	Men	1	5	0	0	1	0	0	0	0	7		
			Women	0	0	0	0	1	0	1	0	0	2		
			Total	1	5	0	0	2	0	1	0	0	9	No	
51.0000 Health Services/Allied Health/Health Sciences, General	5 - Bachelor's degree	1	Men	0	4	0	1	2	0	3	1	0	11		
			Women	0	38	0	3	6	0	10	1	1	59		
			Total	0	42	0	4	8	0	13	2	1	70	No	
51.0913 Athletic Training/Trainer	5 - Bachelor's degree	1	Men	0	1	0	0	0	0	3	0	0	4		
			Women	0	3	0	0	1	0	1	0	0	5		
			Total	0	4	0	0	1	0	4	0	0	9	No	
51.1005 Clinical Laboratory Science/Medical Technology/Technologist	5 - Bachelor's degree	1	Men	0	4	0	0	1	0	2	1	0	8		
			Women	0	5	0	0	0	0	0	0	0	5		
			Total	0	9	0	0	1	0	2	1	0	13	No	
51.3801 Registered Nursing/Registered Nurse	5 - Bachelor's degree	1	Men	0	15	0	1	2	0	25	1	0	44		
			Women	1	97	0	6	13	0	85	0	3	205		
			Total	1	112	0	7	15	0	110	1	3	249	Yes	
51.3802 Nursing Administration	7 - Master's degree	1	Men	0	0	0	0	0	0	0	0	0	0		
			Women	0	3	0	0	3	0	3	0	1	10		
			Total	0	3	0	0	3	0	3	0	1	10	Yes	
51.3805 Family Practice Nurse/Nursing	7 - Master's degree	1	Men	0	4	0	4	0	1	0	0	0	9		
			Women	0	25	0	4	3	0	31	0	0	63		
			Total	0	29	0	8	3	1	31	0	0	72	Yes	
51.3817 Nursing Education	7 - Master's degree	1	Men	0	1	0	0	0	0	0	0	0	1		
			Women	0	3	0	0	4	0	11	0	0	18		
			Total	0	4	0	0	4	0	11	0	0	19	Yes	
51.3818 Nursing Practice	17 - Doctor's degree - research / scholarship	1	Men	0	0	0	0	0	0	0	0	0	0		
			Women	0	0	0	0	0	0	0	0	0	0	0	
			Total	0	0	0	0	0	0	0	0	0	0	0	Yes
52.0101 Business/Commerce, General	5 - Bachelor's degree	1	Men	1	4	0	1	0	0	6	0	0	12		
			Women	0	5	0	0	1	0	7	0	0	13		
			Total	1	9	0	1	1	0	13	0	0	25	No	
52.0201 Business Administration and Management, General	5 - Bachelor's degree	1	Men	1	14	0	0	0	0	15	0	0	30		
			Women	4	12	0	0	0	0	8	0	0	24		
			Total	5	26	0	0	0	0	23	0	0	54	No	
52.0201 Business Administration and Management, General	7 - Master's degree	1	Men	25	16	1	3	1	0	39	0	3	88		
			Women	31	18	0	4	5	0	32	0	1	91		
			Total	56	34	1	7	6	0	71	0	4	179	Yes	
52.0301 Accounting	5 - Bachelor's degree	1	Men	4	8	1	1	1	0	8	0	0	23		
			Women	5	20	0	3	2	0	14	0	0	44		
			Total	9	28	1	4	3	0	22	0	0	67	No	
52.0301 Accounting	7 - Master's degree	1	Men	7	2	0	0	1	0	0	0	0	10		
			Women	7	1	0	0	1	0	5	0	0	14		
			Total	14	3	0	0	2	0	5	0	0	24	No	

CIPCODE	Award Level	Major	Gender	Non Resident Alien	Hispanic / Latino	American Indian or Alaska Native	Asian	Black or African American	Native Hawaiian or Other Pacific Islander	White	Two or more Races	Race/ ethnicity unknown	Total	distance education program
52.0601 Business/Managerial Economics	5 - Bachelor's degree	1	Men	2	1	0	0	2	0	3	0	0	8	
			Women	0	1	0	0	0	0	2	0	0	3	
			Total	2	2	0	0	2	0	5	0	0	11	No
52.0801 Finance, General	5 - Bachelor's degree	1	Men	4	5	0	1	1	0	14	0	0	25	
			Women	4	7	0	0	1	0	3	1	0	16	
			Total	8	12	0	1	2	0	17	1	0	41	No
52.1201 Management Information Systems, General	5 - Bachelor's degree	1	Men	0	2	0	0	1	0	1	0	0	4	
			Women	0	2	0	0	1	0	0	0	0	3	
			Total	0	4	0	0	2	0	1	0	0	7	No
52.1401 Marketing/Marketing Management, General	5 - Bachelor's degree	1	Men	2	5	0	1	1	0	8	0	1	18	
			Women	2	9	0	0	2	0	10	0	0	23	
			Total	4	14	0	1	3	0	18	0	1	41	No
54.0101 History, General	5 - Bachelor's degree	1	Men	0	3	0	0	1	0	12	0	0	16	
			Women	0	8	0	0	1	0	6	0	0	15	
			Total	0	11	0	0	2	0	18	0	0	31	No
54.0101 History, General	7 - Master's degree	1	Men	0	0	0	0	0	0	1	0	0	1	
			Women	0	0	0	0	0	0	1	0	0	1	
			Total	0	0	0	0	0	0	2	0	0	2	No

Completions: total by first major

99.0000 Summary Grand Totals	Award Level	Nonresident alien	Hispanic Latino	American Indian or Alaska Native	Asian	Black or African American	Native Hawaiian or Other Pacific Islander	White	Two or more Races	Race/ethnicity unknown	Total	PY Total
Bachelor's degree	5											
Men		27	223	3	13	27	0	267	9	7	576	581
Women		26	489	1	20	59	0	396	10	14	1015	905
Total		53	712	4	33	86	0	663	19	21	1591	1486
Master's degree	7											
Men		67	37	2	7	7	1	81	0	4	206	180
Women		69	106	0	10	23	0	162	1	4	375	336
Total		136	143	2	17	30	1	243	1	8	581	516
Doctor's degree - research / scholarship	17											
Men		0	4	0	0	1	0	4	0	0	9	8
Women		2	5	1	0	2	0	7	0	2	19	23
Total		2	9	1	0	3	0	11	0	2	28	31

Grand Total Men		94	264	5	20	35	1	352	9	11	791	769
Grand Total Women		97	600	2	30	84	0	565	11	20	1409	1264
Grand Total		191	864	7	50	119	1	917	20	31	2200	2033

PY Grand Total Men		101	283	5	21	21	0	322	10	6		769
PY Grand Total Women		86	521	2	25	61	0	540	18	11		1264
PY Grand Total		187	804	7	46	82	0	862	28	17		2033

All Completers

Institutions must report the following information. (Some data will be pre-populated from the completions by CIP code data.)

All Completers

Number of students by gender and race and ethnicity earning an award between July 1, 2015 and June 30, 2016. Count each student only once, regardless of how many awards he/she earned. The intent of this screen is to collect an unduplicated count of total numbers of *completers*.

- Report Hispanic/Latino individuals of any race as Hispanic/Latino
- Report race for non-Hispanic/Latino individuals only

	Men		Women		Total Students
	Number of Students	Total Awards	Number of Students	Total Awards	
<u>Nonresident alien</u>	93	94	97	97	190
<u>Hispanic/Latino</u>	263	264	600	600	863
<u>American Indian or Alaska Native</u>	5	5	2	2	7
<u>Asian</u>	20	20	30	30	50
<u>Black or African American</u>	33	35	84	84	117
<u>Native Hawaiian or Other Pacific Islander</u>	1	1	0	0	1
<u>White</u>	342	352	565	565	907
<u>Two or more races</u>	9	9	11	11	20
<u>Race and ethnicity unknown</u>	11	11	20	20	31
TOTAL	777	791	1,409	1,409	2,186
PY TOTAL	766		1,255		2,021

Completers by Level

Institutions must report the following information. This screen will be shown for each of the following award categories for which completions have been reported:

- Less than 1-year certificates
- At least 1 but less than 4-year certificates
- Associate's degrees
- Bachelor's degrees
- Master's degrees
- Doctor's degrees
- Postbaccalaureate and post-master's certificates

Bachelor's degrees

Number of students by gender, by race and ethnicity, and by age earning this award between July 1, 2015 and June 30, 2016. Each student should be counted once per award level. For example, if a student earned a master's degree and a doctor's degree, he/she should be counted once in master's and once in doctor's. A student earning two master's degrees should be counted only once.

- Report Hispanic/Latino individuals of any race as Hispanic/Latino
- Report race for non-Hispanic/Latino individuals only

	Number of Students	Total Awards
By Gender		
Men	576	576
Women	1,015	1,015
TOTAL	1,591	1,591
PY TOTAL	1,476	

By Race/Ethnicity

<u>Nonresident alien</u>	53	53
<u>Hispanic/Latino</u>	712	712
<u>American Indian or Alaska Native</u>	4	4
<u>Asian</u>	33	33
<u>Black or African American</u>	86	86
<u>Native Hawaiian or Other Pacific Islander</u>	0	0

<u>White</u>	<input type="text" value="663"/>	663
Two or more races	<input type="text" value="19"/>	19
<u>Race and ethnicity unknown</u>	<input type="text" value="21"/>	21
TOTAL	1,591	1,591

By Age		
Under 18	<input type="text" value="0"/>	
18-24	<input type="text" value="828"/>	
25-39	<input type="text" value="673"/>	
40 and Above	<input type="text" value="90"/>	
Age Unknown	<input type="text" value="0"/>	
TOTAL	1,591	1,591

Completers by Level

Institutions must report the following information. This screen will be shown for each of the following award categories for which completions have been reported:

- Less than 1-year certificates
- At least 1 but less than 4-year certificates
- Associate's degrees
- Bachelor's degrees
- Master's degrees
- Doctor's degrees
- Postbaccalaureate and post-master's certificates

Master's degrees

Number of students by gender, by race and ethnicity, and by age earning this award between July 1, 2015 and June 30, 2016. Each student should be counted once per award level. For example, if a student earned a master's degree and a doctor's degree, he/she should be counted once in master's and once in doctor's. A student earning two master's degrees should be counted only once.

- Report Hispanic/Latino individuals of any race as Hispanic/Latino
- Report race for non-Hispanic/Latino individuals only


	Number of Students	Total Awards
By Gender		
Men	<input type="text" value="192"/>	206
Women	<input type="text" value="375"/>	375
TOTAL	567	581
PY TOTAL	516	

By Race/Ethnicity

<u>Nonresident alien</u>	<input type="text" value="135"/>	136
<u>Hispanic/Latino</u>	<input type="text" value="142"/>	143
<u>American Indian or Alaska Native</u>	<input type="text" value="2"/>	2
<u>Asian</u>	<input type="text" value="17"/>	17
<u>Black or African American</u>	<input type="text" value="28"/>	30
<u>Native Hawaiian or Other Pacific Islander</u>	<input type="text" value="1"/>	1

<u>White</u>	<input type="text" value="233"/>	243
Two or more races	<input type="text" value="1"/>	1
<u>Race and ethnicity unknown</u>	<input type="text" value="8"/>	8
TOTAL	567	581



 **By Age**

Under 18	<input type="text" value="0"/>	
18-24	<input type="text" value="36"/>	
25-39	<input type="text" value="413"/>	
40 and Above	<input type="text" value="118"/>	
Age Unknown	<input type="text" value="0"/>	
TOTAL	567	581

Completers by Level

Institutions must report the following information. This screen will be shown for each of the following award categories for which completions have been reported:

- Less than 1-year certificates
- At least 1 but less than 4-year certificates
- Associate's degrees
- Bachelor's degrees
- Master's degrees
- Doctor's degrees
- Postbaccalaureate and post-master's certificates

Doctor's degrees

Number of students by gender, by race and ethnicity, and by age earning this award between July 1, 2015 and June 30, 2016. Each student should be counted once per award level. For example, if a student earned a master's degree and a doctor's degree, he/she should be counted once in master's and once in doctor's. A student earning two master's degrees should be counted only once.


- Report Hispanic/Latino individuals of any race as Hispanic/Latino
- Report race for non-Hispanic/Latino individuals only


	Number of Students	Total Awards
By Gender		
Men	<input type="text" value="9"/>	9
Women	<input type="text" value="19"/>	19
TOTAL	28	28
PY TOTAL	31	

By Race/Ethnicity

<u>Nonresident alien</u>	<input type="text" value="2"/>	2
<u>Hispanic/Latino</u>	<input type="text" value="9"/>	9
<u>American Indian or Alaska Native</u>	<input type="text" value="1"/>	1
<u>Asian</u>	<input type="text" value="0"/>	0
<u>Black or African American</u>	<input type="text" value="3"/>	3
<u>Native Hawaiian or Other Pacific Islander</u>	<input type="text" value="0"/>	0

<u>White</u>	<input type="text" value="11"/>	11
Two or more races	<input type="text" value="0"/>	0
<u>Race and ethnicity unknown</u>	<input type="text" value="2"/>	2
TOTAL	28	28



 **By Age**

Under 18	<input type="text" value="0"/>	
18-24	<input type="text" value="0"/>	
25-39	<input type="text" value="18"/>	
40 and Above	<input type="text" value="10"/>	
Age Unknown	<input type="text" value="0"/>	
TOTAL	28	28

Summary

IPEDS collects important information regarding your institution. All data reported in IPEDS survey components become available in the IPEDS Data Center and appear as aggregated data in various Department of Education reports. Additionally, some of the reported data appears specifically for your institution through the College Navigator website and is included in your institution's Data Feedback Report (DFR). The purpose of this summary is to provide you an opportunity to view some of the data that, when accepted through the IPEDS quality control process, will appear on the College Navigator website and/or your DFR. College Navigator is updated approximately three months after the data collection period closes and Data Feedback Reports will be available through the [Data Center](#) and sent to your institution's CEO in November 2016.

Please review your data for accuracy. If you have questions about the data displayed below after reviewing the data reported on the survey screens, please contact the IPEDS Help Desk at: 1-877-225-2568 or ipedshelp@rti.org.

Summary of Completions Data

Award Level	Number of Completions	
	1 st major	2 nd major
<u>Bachelors degree or equivalent</u>	1,591	0
<u>Master's degree</u>	581	0
<u>Doctor's degree - research/scholarship</u>	28	0
Total number of degrees and certificates	2,200	

Summary of Completers Data

	Number of Students		
	Men	Women	Total
All Completers	777	1,409	2,186

Completions

Texas A & M University-Corpus Christi (224147)

Source	Description	Severity	Resolved	Options
Global Edits				
Perform Edits	Current year completions (98) are outside the expected range when compared to completions reported in the prior year (61) for: Men, 2-digit field (52), award level (7). Please correct your data or explain. (Error #10504)	Explanation	Yes	
Reason:	We are very pleased to see the positive results for increasing our graduation rates.			
Perform Edits	Current year completions (105) are outside the expected range when compared to completions reported in the prior year (64) for: Women, 2-digit field (52), award level (7). Please correct your data or explain. (Error #10506)	Explanation	Yes	
Reason:	We are very pleased to see the positive results for increasing our graduation rates.			